

EC centrifugal fans - RadiCal®

Series R3G250 RE Ø250 mm



Highlights:

- Backward curved
- 7-blade impeller, single phase motor
- Output 10 VDC, max. 1.1 mA, Tach output, Control input 0-10 VDC / PWM
- Motor current limit, Soft start, Locked-rotor protection, Over temperature protected electronics / motor
- Mounting position: Any
- Condensate discharge holes: None, open rotor
- Ingress protection of IP54

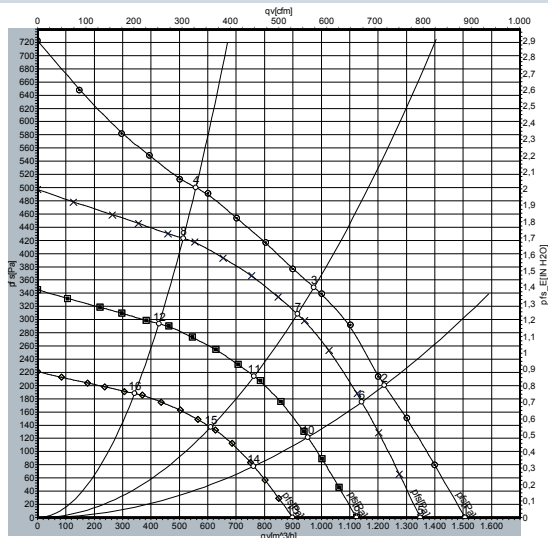
Material: Fiberglass reinforced composite
Impeller: PA6

Direction of rotation: Clockwise, seen on rotor

Nominal Data	Air flow	Nominal voltage	Voltage range	Hertz	Ball bearings	Power input	Speed (1)	Temperature range (1)	Mass	Ingress Protection Rating	UL
	CFM	VAC	VAC			Watts	RPM	°C	g		
R3G250-RE21-08	829.9	115	100...130	50/60	Yes	160	2,520	-25...60	2,400	IP54	Yes
R3G250-RE07-07	842.2	230	200...240	50/60	Yes	170	2,510	-25...60	1,800	IP54	Yes

(1) Nominal data at operating point with maximum load.

R3G250-RE21-08 Curves



Measurement: LU-142364

Air performance measured as per: ISO 5801, Installation category A, without protection against accidental contact.

Suction-side noise levels: LwA as per ISO 13347, LPA measured at 1m distance to fan axis.

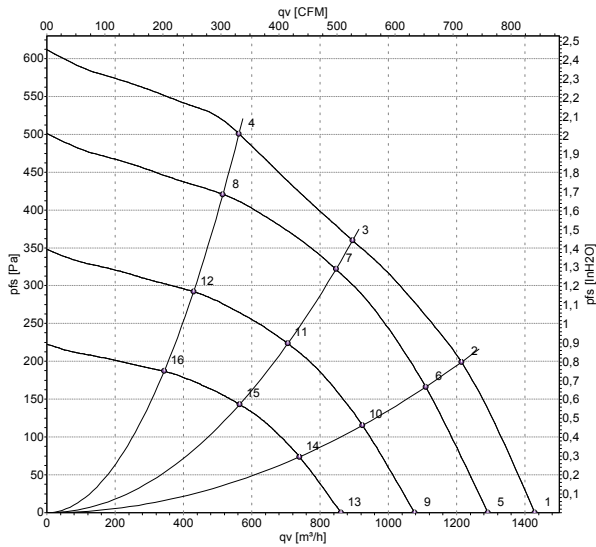
The values given are valid under the measuring conditions mentioned and may vary according to the actual installation situation.

With any deviation to the standard set-up, the specific values have to be checked and reviewed once installed or fitted.

For detailed information on the measuring set-up, please contact ebm-papst.

	n rpm	Pe W	I A (115V)	LwA dB(A)
(A) 1	2615	135	1.76	75
(A) 2	2535	155	2.01	71
(A) 3	2520	160	2.10	67
(A) 4	2580	145	1.90	73
(A) 5	2400	104	1.36	73
(A) 6	2400	131	1.70	69
(A) 7	2400	138	1.79	66
(A) 8	2400	117	1.53	70
(A) 9	2000	60	0.79	69
(A) 10	2000	76	0.99	65
(A) 11	2000	80	1.03	62
(A) 12	2000	68	0.89	66
(A) 13	1600	31	0.40	63
(A) 14	1600	39	0.50	59
(A) 15	1600	41	0.53	56
(A) 16	1600	35	0.45	60

R3G250-RE07-07 Curves



Measurement: LU-154717

Air performance measured as per: ISO 5801, Installation category A, without protection against accidental contact.

Suction-side noise levels: LwA as per ISO 13347, LPA measured at 1m distance to fan axis.

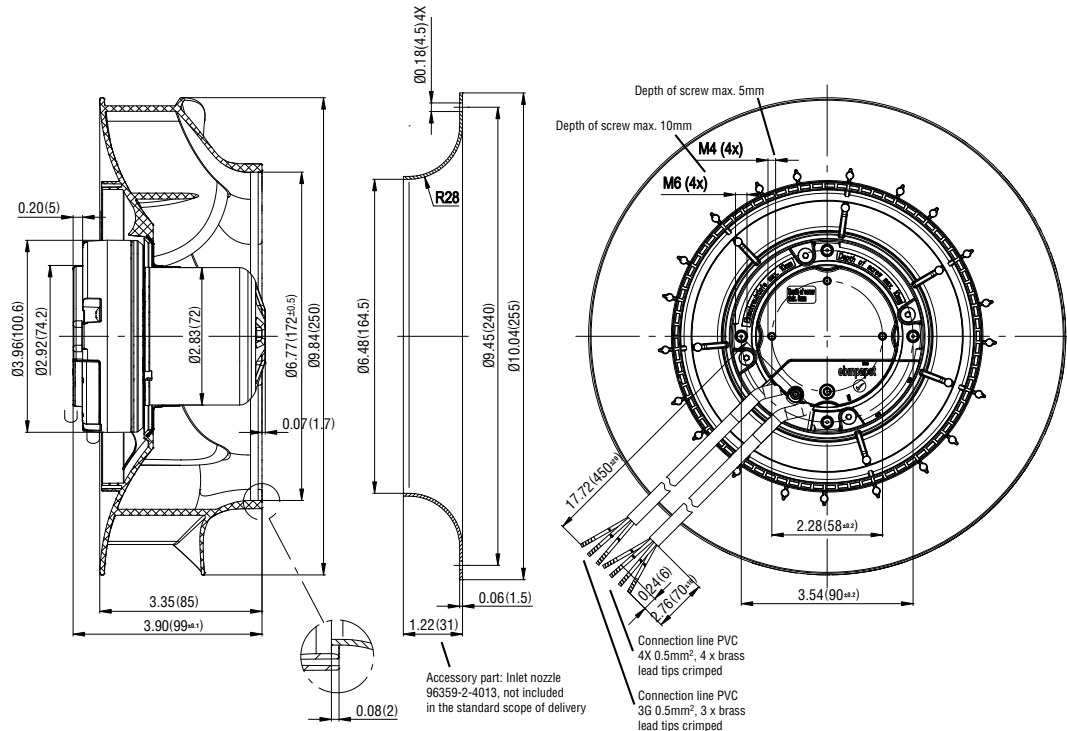
The values given are valid under the measuring conditions mentioned and may vary according to the actual installation situation.

With any deviation to the standard set-up, the specific values have to be checked and reviewed once installed or fitted.

For detailed information on the measuring set-up, please contact ebm-papst.

	n	Pe	I	LwA
	rpm	W	A (230V)	dB(A)
ⓑ 1	2655	143	1.18	76
ⓑ 2	2630	170	1.40	72
ⓑ 3	2510	170	1.40	67
ⓑ 4	2620	168	1.39	73
ⓑ 5	2400	105	0.87	73
ⓑ 6	2400	129	1.07	69
ⓑ 7	2400	144	1.19	66
ⓑ 8	2400	129	1.07	70
ⓑ 9	2000	61	0.51	69
ⓑ 10	2000	75	0.62	65
ⓑ 11	2000	83	0.69	62
ⓑ 12	2000	75	0.62	66
ⓑ 13	1600	31	0.26	63
ⓑ 14	1600	38	0.32	59
ⓑ 15	1600	43	0.35	56
ⓑ 16	1600	38	0.32	60

R3G250-REXX-XX



Mouser Electronics

Authorized Distributor

Click to View Pricing, Inventory, Delivery & Lifecycle Information:

[ebm-papst:](#)

[R3G250-RE21-08](#) [R3G250-RE07-07](#)