

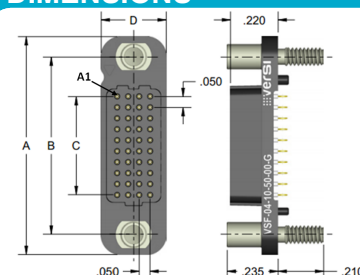


VSF – Vertical (Female)

Pitch: 1.27 mm

VSF signal-integrity connectors are used in vertical, PCB-mount applications where a female interface is required. Termination styles include press-fit, paste-in-hole, plated thru-hole, and surface-mount.

DIMENSIONS




VSF DIMENSIONS						
Columns	A	B	C	Rows	D	
10	1.000	0.813	0.450	4	0.300	
20	1.500	1.313	0.950	5	0.350	
30	2.000	1.813	1.450	6	0.400	
40	2.500	2.313	1.950	8	0.500	
50	3.000	2.813	2.450	10	0.600	

Sample Part Number Format: VSF-04-10-30-02



SERIES
Vertical
(Female)
1.27 mm



ROWS
04 – 4 Rows
05 – 5 Rows
06 – 6 Rows
08 – 8 Rows
10 – 10 Rows



COLUMNS
10 – 10 Columns
20 – 20 Columns
30 – 30 Columns
40 – 40 Columns
50 – 50 Columns



CONTACT PLATING
30 – 30 μ" Au
50 – 50 μ" Au



TERMINATION
00 – Press-fit
01 – Paste-In-hole
02 – PTH 0.078"
03 – PTH 0.109"
04 – PTH 0.140"
05 – PTH 0.156"
06 – PTH 0.172"
10 – Surface-mount (SMT)



OPTIONS
Blank – No options
G – Guide socket
J – #2-56 Jackscrew
L – #2-56 Locking screw
N – #2-56 Locking jacknut


NOTES

Connector potting is standard.

PLEASE CONSULT THE AIRBORN WEBSITE FOR THE LATEST REVISION OF THIS DOCUMENT PRIOR TO BEGINNING ANY DESIGN WORK.

FEATURES

verSI board-mount connectors feature low mating force / high-reliability contact system with four points of contact. The open-pin field design allows for flexibility in termination schemes. Single-ended, differential pair, power, and ground are all available in one connector design. Guide hardware is optional.



MATERIALS and FINISHES

Socket Contacts:BeCu ASTM B194
Contact Finish: Localized gold finish per ASTM B488 over nickel per ASTM B689 Type I
Molded Insulators:Glass-filled liquid crystal polymer (LCP) per ASTM D5138
Hardware:Stainless steel per ASTM A582/A582M, or ASTM A320;
passivated per ASTM A967, SAE AMS-QQ-P-35

NOTE: AirBorn can manufacture other configurations to your exact specifications.

SI DATA – Simulated (Connectors Only)

1	Diff. Insertion Loss	22 GHz @ -2 db	
2	Diff. Return Loss	7.5 GHz @ -20 db	17.5 GHz @ -10 db
3	Diff. Impedance	100 ohm ±10%	
4	Diff. Skew	< 2 psec	

PERFORMANCE

Contact Rating: 2 amperes maximum
Operating Temperature: -55° C to 125° C
Min. Contact Wipe: 1.27 mm (0.050")
Contact Normal Force:35–40 grams
Max Recommended Voltage: 200 V, RMS, 60 Hz
Insulation Resistance: 5,000 megaohms minimum @ 500 VDC
Durability: 2500 connector mating cycles
Sinusoidal Vibration: 20 g (EIA-364-28, condition IV)
Shock: 50 g (EIA-364-27, condition E)

Mouser Electronics

Authorized Distributor

Click to View Pricing, Inventory, Delivery & Lifecycle Information:

[AirBorn:](#)

[VSF-05-20-50-04-G](#) [VSF-05-10-50-03-L](#)